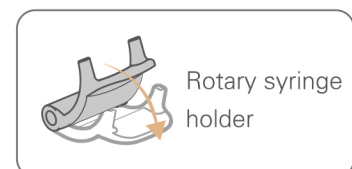

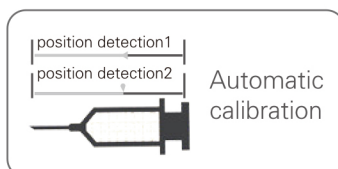


Pumpsure



SYRINGE PUMP

Easy To Learn Easy To Use



The pumpsure 4000 series syringe pump has a friendly interface. The operation is easy and fast. There are two separated systems. One is responsible for the normal operation and the other one will monitor the whole infusion process in the real time to ensure the patients' safety. It supports multiple delivery modes including rate mode, time mode, weight mode. The pump can be used in ICU, anesthesiology, pediatrics, oncology, general unit and emergency department.



SPECIFICATIONS

Syringe brand	Support specified 13 brands, 5 custom brands	<div style="border: 1px solid black; padding: 5px; display: inline-block;">IPX4</div> Splashproof
Syringe size	Automatically identify the syringe of 10ml, 20ml, 30ml and 50ml	
Syringe rate	0.1-1500mL/h	
Volume range	0.1-9999ml	
K.V.O	off, 0.1ml/h-5ml/h	
Bolus Rate	1-1500ml/h	
Nearly empty time	0-15min	
Accuracy	±2% (mechanical accuracy ±1%)	
Infusion mode	Time mode, rate mode, weight mode	
Occlusion level and range	High, medium, low, range: 200~1000mmHg	
Weight	1.8kg (with pole clamp)	
Dimension	285*100*125(mm)	
Data storage time	Setting & infusion history can be kept for at least 10 years after shutdown	
Battery type	DC 11.1V recharge battery pack, after fully charged, continuous infusion is more than 7 hours at a 5 mL/h infusion rate	
Power input	AC 100-240 VAC	
Alarms	AC disconnected; Low battery; Battery empty; Motor rate error; Occlusion alarm; Near empty; Empty; Syringe installation error ; Syringe falling off; Transmission error alarm; Reminder alarm	

The above specification is only suitable for 4000BP. As for other models, please refer to the user manual.